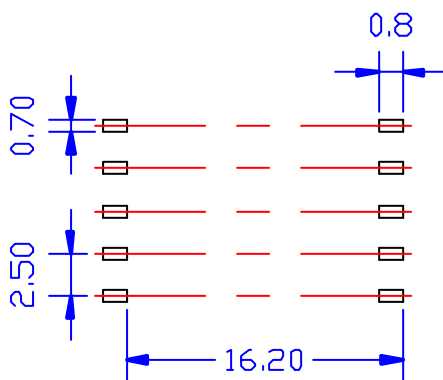
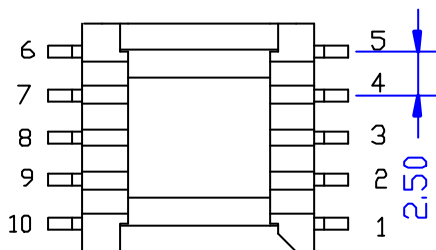
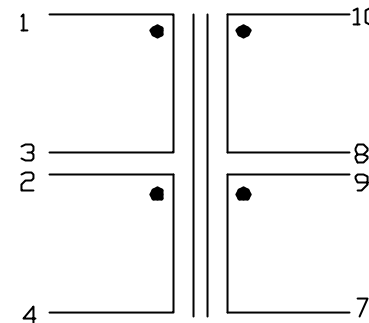


BLACK DOT PIN#1 SIDE



ELECTRICAL CHARACTERISTICS :

1. DCR : PIN10-8 = 1.1 OHM +/- 10% PIN9-7 = 1.5 OHM +/- 10%
PIN3-1 = PIN4-2 = 1.29 OHM +/- 10%
2. INDUCTANCE (@10KHz, 0.1Vrms, W/H 2-3 SHORT)
1-4 = 5mH +/- 10%
3. LEAKAGE (@100KHz, 0.1Vrms, W/H 2-3, 8-9, 10-7 SHORT)
1-4 = 20uH MAX.
4. TURNS RATIO (@40KHz, 1Vrms)
1-3 : 2-4 = 1 +/- 1%
10-8 : 9-7 = 1 +/- 1%
10-7 (8-9 SHORT) : 1-4 (2-3 SHORT) = 1 +/- 1%
5. HI-POT (@1500VAC, 1mA, 2SEC)PRI-SEC

					 Atech Technology Co., Ltd. <small>TEL (02)2704-6667 FAX(02)2704-8004</small>		TITLE	
							TRANSFORMER	
							DWG. NO.	
							ATS-335A	
RELEASE	01/11/99	PAIR		SUEDY	UNITS:	SAFETY		
NO	DESCRIPTION	DATE	BY	CHK	APPD			
REVISIONS					DATE	DRAW		
					01/11/99	Pair		