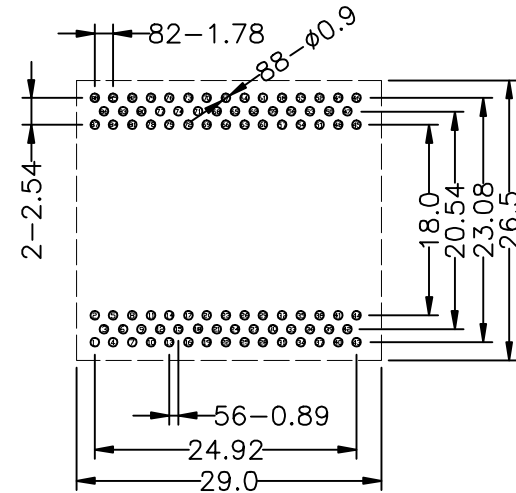
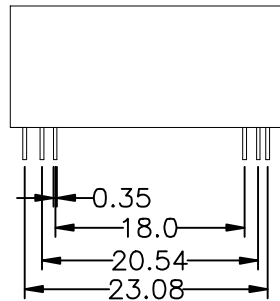
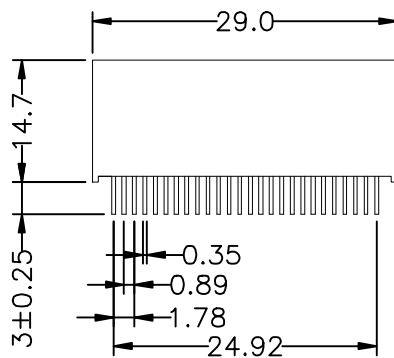


ELECTRICAL CHARACTERISTICS :

- INSULATION HI-POT(PRI./SEC.) : 1500Vrms
- TURN RATIO ($\pm 5\%$) : TX = 1CT : 1CT , RX = 1CT : 1CT
- OCL : 350uH MIN. 100KHz/0.1V AT 8mA DC BIAS
200uH MIN. 100KHz/0.1V AT 18mA DC BIAS
- INSERTION LOSS (dB MAX.) : -1.1dB MAX.(@1-100MHz)
- RETURN LOSS (dB MIN.) : 1-30MHz 40MHz 50MHz 60-80MHz 100MHz
-18 -14.4 -13.1 -12 -10
- CROSS TALK (dB MIN.) : 30MHz 60MHz 100MHz
-40 -35 -30
- CMRR (dB MIN.) : 30MHz 60MHz 100MHz
-43 -37 -33
- OPERATING TEMPERATURE RANGE : -40°C~+85°C
- RoHS COMPLIANT

							TITLE PoE QUAD 1000 BASE-T	
							DWG. NO. ATPL-468R	
RELEASE		01/20/2014	SHIRLEY	BETTY	BETTY	UNITS: M/M	SAFETY	
NO:	DESCRIPTION	DATE	BY	CHK	APPD	DATE	P/N:	SHEET 1 of 2
REVISIONS						01/20/14	DRAW SHIRLEY	



UNLESS OTHERWISE SPECIFIED ALL TOLERANCES ARE : XX.XX ±0.25mm
0.XX ±0.05mm

UNIT : mm

							TITLE PoE QUAD 1000 BASE-T	
							DWG. NO. ATPL-468R	
RELEASE		01/20/2014	SHIRLEY	BETTY	BETTY	UNITS: M/M	SAFETY	SHEET 2 of 2
NO:	DESCRIPTION	DATE	BY	CHK	APPD	DATE 01/20/14	P/N:	DRAW SHIRLEY
REVISIONS								